

SUREGRIP BZL
MIG/MAG SERIES



Welding Tools for the Professional

A Smart Approach

Parker Torchology is shaped by people with vision, a passion for improvement and a belief in delivering the very best Welding and Cutting Torch Range in the World.

We expect a great deal from our products, so we ask a lot of ourselves and our engineers.

Our mantra: **Innovation, Technology, Performance.**



DNA

Design and Engineering excellence are at the core of everything we do.

Every torch we build is driven by our relentless pursuit of perfection.

Premium Features

At Parker Torchology we do things differently, we strive to solve your problems with the perfect product to suit your needs. We create smart product features encased in cutting-edge design to ensure you always have the best tools to hand.





Production


A fusion of precision production engineering, our bespoke processing techniques and a fanatical attention to detail ensures every welding torch we produce is worthy of the Parker Torchology name.

Testing, Testing, Testing

It takes patience to develop a new product, it's a lot more than a great idea.

Product development is an iterative process, trying something over and over, changing one small variable at a time.


We build endless prototypes and test pieces that undergo months of rigorous testing. Only once a product has passed up to 88 different test procedures, with every single part tested separately do we consider our latest designs ready for market.



Partners

Our customers and business partners play a vital role in our development. With the core aim to strive together, we work with end users, distributors and academic institutions alike.

As a result we share fundamental values in order to succeed in our respective market places, supporting economic growth and collaborative opportunities with others.



A Bright Future

Technology doesn't stand still, which is why we are constantly innovating to bring you the best products on the market.

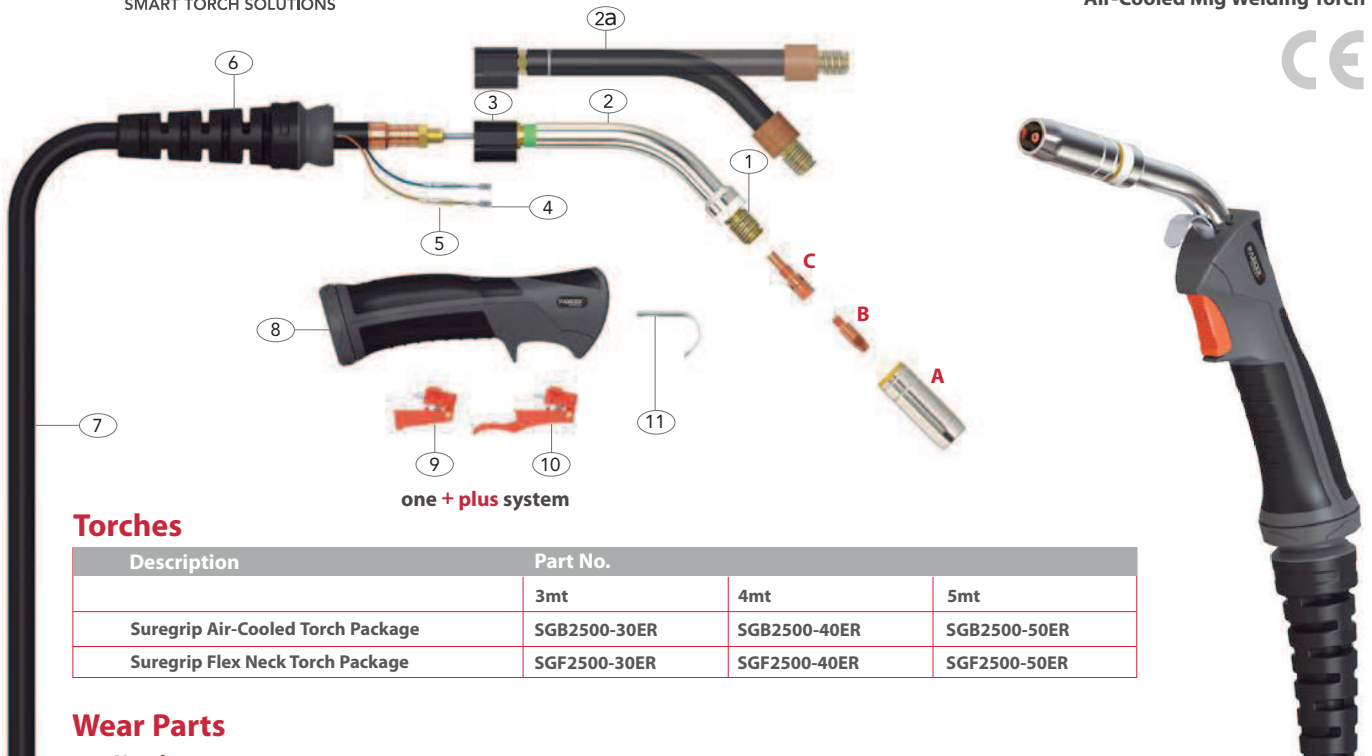
Our strong vision and focused innovation strategy, not to mention our passion to revolutionize the industry, ensure that Parker Torchology is a byword for excellence.

We Talk Torches

SGB/SGF 250A Suregrip BZL Mig/Mag Torch Range

Rating: 230A CO₂, 200A mixed gas, EN60974-7 @ 60% duty cycle. 0.8 to 1.2mm wires

Air-Cooled Mig Welding Torch



Torches

Description	Part No.		
	3mt	4mt	5mt
Suregrip Air-Cooled Torch Package	SGB2500-30ER	SGB2500-40ER	SGB2500-50ER
Suregrip Flex Neck Torch Package	SGF2500-30ER	SGF2500-40ER	SGF2500-50ER

Wear Parts

A Nozzles

Part No.	Description	Bore	Wall	Material
PB2507	Cylindrical Nozzle	18.0	1.5mm	Cu
*PB2508	Conical Nozzle	15.0	1.5mm	Cu
PB2509	Tapered Nozzle	12.0	1.5mm	Cu
PB2510	Bottle Nozzle	14.5	1.5mm	Cu
PB2511	Spot Welding Nozzle	18.0	1.5mm	Cu

B Contact Tips M8

Part No.	Description	Material	Wire Size	
			mm	Inch
PB2504-08	Contact Tip	Cu	0.8	0.030"
*PB2504-10	Contact Tip	Cu	1.0	0.040"
PB2504-12	Contact Tip	Cu	1.2	0.045"
PB2504-10A	Contact Tip	Cu	1.0	0.040"
PB2504-12A	Contact Tip	Cu	1.2	0.045"
PB2505-08	Contact Tip	CuCrZr	0.8	0.030"
PB2505-10	Contact Tip	CuCrZr	1.0	0.040"
PB2505-12	Contact Tip	CuCrZr	1.2	0.045"
PB2505-10A	Contact Tip	CuCrZr	1.0	0.040"
PB2505-12A	Contact Tip	CuCrZr	1.2	0.045"

C Tip Adaptors

Part No.	Description	Material
*PB2506	Tip Adaptor	Brass
PB2536	Tip Adaptor M8	Brass

D Liner

Part No.	Description	Length	Wire Size
*PB2524-30	Steel Liner x 3mt	3.4mt	1.0-1.2 mm
*PB2524-40	Steel Liner x 4mt	4.4mt	1.0-1.2
*PB2524-50	Steel Liner x 5mt	5.4mt	1.0-1.2

Spare Parts

Part No.	Description
1	PB2502 Shroud Spring
2	PG2501 Swan Neck Assembly
2a	PF2501 Flex Neck Assembly
3	PG1515 Ergo Handle Location Body
4	PB1521 Cable Terminal
5	PB1521-C Cable Terminal Cover
6	PG8015 Handle Cable Support
7	PS2503-30 Duraflex Cable Assembly x 3mt
	PS2503-40 Duraflex Cable Assembly x 4mt
	PS2503-50 Duraflex Cable Assembly x 5mt
8	SGB2514 Ergo Handle Kit c/w Lock Nut
9	DGB2516 Standard Trigger Assembly
10	DGB2516L Extended Trigger Assembly
11	PB2517 Hanger Hook

*Denotes torch package standard wear part set-up
For more information please refer to the following sections:
•Master Wear Parts Table Page 35-43
•Rear-End / Cable Parts Page 66-68

